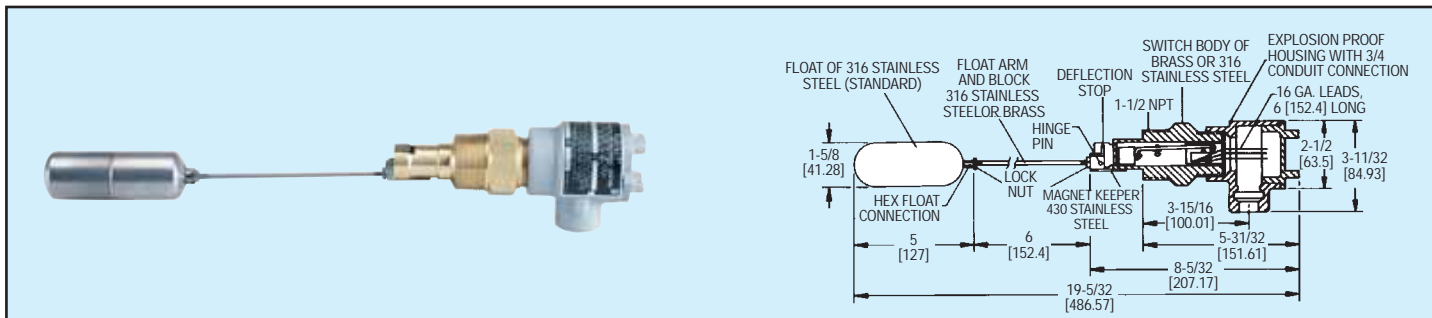




Series
L4

FLOTECT® Float Switch

Magnetically Operated Switch, Leak Proof Body, Explosion-Proof



Level

Rugged and reliable the Series L4 Flotect® Level switch operates automatically to indicate tank level. Perfect for starting or stopping pumps, opening or closing valves, or actuate level alarm signals. A unique magnetically actuated switching design gives superior performance. There are no bellows, springs, or seals to fail. Instead, the free-swinging float attracts a magnet within the solid metal switch body, actuating a snap switch by means of a simple lever arm. Float arm hinge design limits the arm angle to prevent vertical hangup.

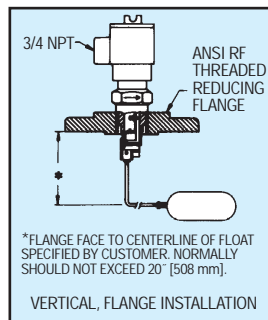
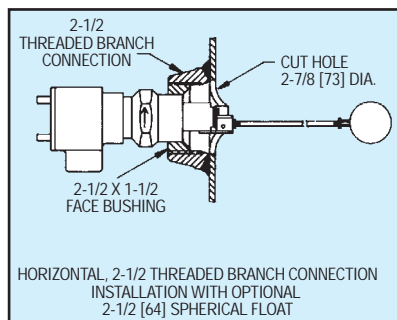
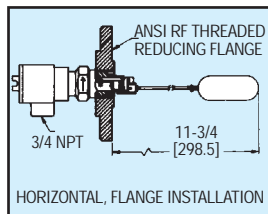
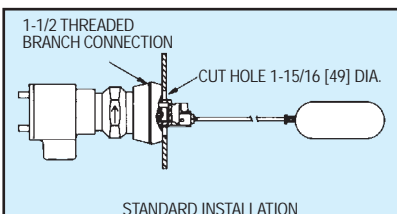
FEATURES

- Leak proof body machined from bar stock
- Choice of floats dependent on maximum pressure and specific gravity
- Weatherproof, designed to meet NEMA 4
- Explosion-proof (listings included in specifications)
- Installs directly and easily into tank with a thredolet or flange (see application drawings)
- Electrical assembly can be easily replaced without removing the unit from the installation so that the process does not have to be shut down
- Horizontal installation or optional top mount vertical installation

APPLICATIONS

- Direct pump control for maintaining level
- Automatic tank dump operations
- Control levels or provide alarms in sumps, scrubber systems, hydro-pneumatic tanks, low pressure boilers, and various waste water/sewage treatment processes

APPLICATION DRAWINGS FOR FLOTECT® FLOAT SWITCHES



SPECIFICATIONS

Service: Liquids compatible with wetted materials.

Wetted Materials:

Float and Rod: 316 SS.

Body: Brass or 316 SS standard.

Magnet Keeper: 430 SS standard, 316 SS or Nickel optional.

Temperature Limits: 4 to 275°F (-20 to 135°C) standard, MT high temperature option 400°F (205°C) [MT option not UL, CSA, ATEX, or SAA].

Pressure Limit: Brass body 1000 psig (69 bar), 316 SS body 2000 psig (138 bar). Standard float rated 100 psig (6.9 bar). For other floats see options.

Enclosure Rating: Weatherproof and Explosion-proof. Listed with UL and CSA for Class I, Groups C and D; Class II, Groups E, F, and G.

ATEX **CE** 0344 **Ex** II 2 G EEx d IIB T6 -20°C ≤ Tamb ≤ 75°C

EC-Type Certificate No.: KEMA 03 ATEX 2383

SAA: Exd II C T6 (T amb = 60°C). IP66 C1 I, Zone I. Also FM approved.

Switch Type: SPDT snap switch standard, DPDT snap switch optional.

Electrical Rating: UL, FM, ATEX and SAA models: 10A @ 125/250 VAC (V-).

CSA models: 5A @ 125/250 VAC (V-); 5A res., 3A ind. @

30 VDC (V=). MV option: 1A @ 125 VAC (V-); 1A res., .5A ind. @

30 VDC (V=). MT option: 5A @ 125/250 VAC (V-). [MT and MV option not UL, CSA, FM, ATEX or SAA].

Electrical Connections: UL and CSA models: 16 AWG, 6' (152 mm) long.

ATEX and SAA unit: terminal block.

Process Connection: 1-1/2" male NPT standard, 2-1/2" male NPT required for optional floats.

Mounting Orientation: Horizontal installation standard, optional vertical top mount.

Weight: 4 lb 9 oz (2.07 kg).

Dead Band: 3/4" (19 mm) for standard float.

Specific Gravity: 0.7 minimum with standard float. For other floats see options.

Agency Approvals: UL, CSA, FM, CE and ATEX.

Model No.	Description
L4	Brass body, side wall mounting
L4SS	316SS* body, sidewall mounting

*316SS body and float with 430SS magnet keeper (wetted part).

Options for L4 Switches above — Add suffixes to model numbers
DPDT contacts, add suffix **-D**

Gold Plated Contacts option for dry circuits, add suffix **-MV**

(see electrical rating in specifications, no listings or approvals)

High Temperature option rated 400°F (204°C), add suffix **-MT**

(see electrical rating in specifications, no listings or approvals)

Time Delay Relay option with 2 SPDT contacts, adjustable from 0-1

to 0-31 minutes. Add suffix **-TRI** (increasing flow) or

-TRD (decreasing flow) (no listings or approvals)

316 SS Magnet Keeper option to replace standard 430 SS,

add suffix **-316**

ATEX approved construction, add suffix **-AT**

SAA approved construction, add suffix **-SAA**

Top Mounted option for vertical flange installation

(distance from flange face to centerline of float to be specified,

20" (508 mm) maximum), add suffix **-TOP**

Optional Floats (all 2-1/2" spherical):

304 SS rated 50 psig (3.5 bar) and 0.5 min. s.g., add suffix **-50**

316 SS rated 150 psig (10.3 bar) and 0.7 min. s.g., add suffix **-150**

304 SS rated 300 psig (20.7 bar) and 0.7 min. s.g., add suffix **-300**

Consult factory for price and availability of fittings for L4 installation. Thredolets, bushings, and flanges are available in a variety of sizes and materials.